



Key Facts

Fund Duration : 15 Years
Fund Capital : 5 to 100 million KD
Fund Manager : Tharwa Investment Co.
Custodian : Kuwait Clearing Co.
Financial Auditor : BDO Al Nisf & Partners
Sharia Supervisory Authorities: Dar Al-Raqaba
Minimum Investment : 1,000 Units
Additional Investment : 1 Unit
Fund Currency : Kuwaiti Dinar
Entry (Subscription) : Weekly
Exit (Redemption) : Weekly
Subscription Fee : 0.250 %
Redemption Fee : 0.250 %
Management Fee : 1.750 %
Custodian Fee : 0.125 %
Fund Directors : Sami I. Al-Hasawi
 Khaled A. Al-Fares
 Abdullatif Al-Muzaini

Fund Objectives

To obtain high returns with minimum risk, through investing in Companies listed on the Kuwait and GCC Markets and whose activities or dealings does not conflict with the regulations and controls of the Islamic Sharia. Further, to invest surplus funds in Murabaha with certified Islamic Banks and Institutions and ensuring that all transactions of the Fund are in compliance with the rules of the Islamic Sharia in accordance with the instructions of the Sharia Supervisory Authorities

Contact Details

Tharwa Investment Company
 Tel.: +965 222 43 000
 Fax : +965 222 43 098

Follow Us



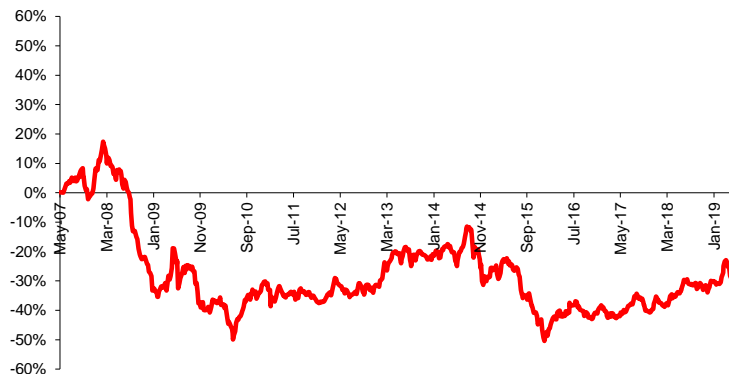
Fund NAV & Performance

| | | | |
|---------------------|------------------|------------|----------------|
| NAV KWD | 0.748 | MTD | 1.41% |
| No. of Units | 3,262,527 | YTD | 10.34% |
| Net Assets | 2,440,300 | ITD | -25.20% |

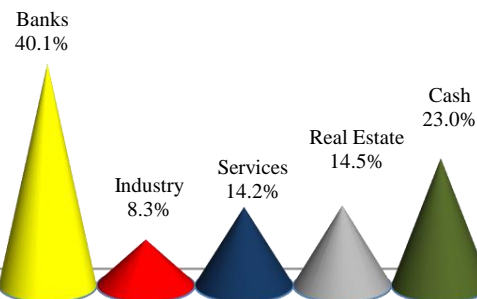
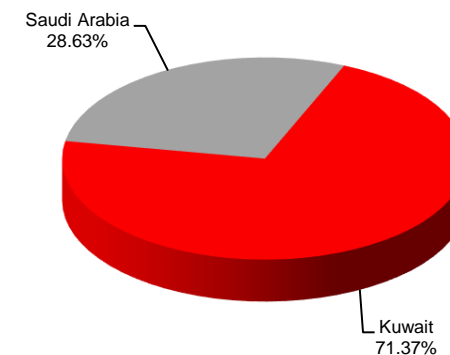
| Year | Jan | Feb | Mar | Apr | May | June* | July | Aug | Sep | Oct | Nov | Dec | YTD |
|-------------|--------|--------|--------|--------|--------|--------|-------|---------|--------|--------|--------|--------|----------------|
| 2015 | 1.99% | 3.85% | -4.03% | 8.72% | -2.06% | -2.56% | 0.21% | -12.19% | -1.82% | -3.55% | -5.22% | -2.49% | -18.77% |
| 2016 | -8.05% | 4.66% | 4.15% | 5.06% | -2.30% | 1.27% | 3.78% | -0.41% | -2.43% | -2.25% | -2.14% | 3.07% | 3.59% |
| 2017 | 3.96% | -3.38% | -2.25% | -0.27% | 2.00% | 0.86% | 3.93% | 5.01% | -1.33% | -3.29% | -3.66% | 1.43% | 2.53% |
| 2018 | 4.32% | -2.19% | 1.27% | 4.73% | 0.28% | 1.78% | 4.70% | -1.71% | 0.91% | -0.07% | -2.41% | 0.25% | 12.14% |
| 2019 | 2.71% | -0.79% | 5.47% | 2.68% | -2.16% | 0.77% | 1.41% | | | | | | 10.34% |

* Fund Started on 22 June 2007

NAV Cumulative Return - Since Inception



Geographical Diversification



Top Five Holding

| Country |
|------------------------------------|
| 1-Mabane Co. Kuwait |
| 2-Alinma Bank Saudi |
| 3-Agility Kuwait |
| 4- Al-Rajhi Bank Saudi |
| 5-Kuwait International Bank Kuwait |

تنويه

تم إعداد هذا التقرير لأغراض المعلومات العامة وبغرض توزيعها لذات الغرض. وهذا التقرير ليس دعوة للاشتراك في أي من وحدات الصناديق الاستثمارية أو أي من استراتيجياتها. وفي جميع الأحوال، على المستثمرين الراغبين في الاستثمار في الصندوق أن يقوموا بشكل دائم وبغناية تامة بمراجعة الوثائق التي تحكم عمل الصندوق (نشرة الإصدار و النظام الأساسي للصندوق)والتي تحتوي على المعلومات المتعلقة بأهداف الاستثمار والعمليات والقواعد المطبقة بشأن الضرائب والرسوم والنفقات ومخاطر الاستثمار، كما عليهم أن يراجعوا أداء الصندوق طيلة فترة استثمارهم فيه.

والمعلومات المستخدمة في هذا التقرير قد تكون عرضة للأخطاء الفنية أو الأخطاء المادية المطبعية الخارجة عن السيطرة، وثروة تخلي مسؤوليتها عن تلك الأخطاء السالفة البيان في حال ورودها بالتقرير.

Disclaimer

This report is prepared for general circulation and is circulated for general information only. This report is not an invitation to subscribe to units of any investment fund therein. At all times prospective investors considering an investment in a fund or program should carefully review fund's governing documents (Fund's Prospectus and Article of Association) describing the investment goals approach, operations, applicability of taxes, fees, expenses, risks of investing and review the fund's or program's performance over time.

The information used in this report may be subject to technical or typographical errors beyond our reasonable control, Tharwa disclaims any responsibility in all those errors above in the report received