



Key Facts

Fund Duration :	15 Years
Fund Capital :	5 to 100 million KD
Fund Manager :	Tharwa Investment Co.
Custodian :	Kuwait Clearing Co.
Financial Auditor :	Bader Al Baziaa & Partner
Sharia Supervisory Authorities	Al-Madar Financial Co.
Minimum Investment :	1,000 Units
Additional Investment :	1,000 Units
Fund Currency :	Kuwaiti Dinar
Entry (Subscription) :	Weekly
Exit (Redemption) :	Weekly
Subscription Fee :	0.250 %
Redemption Fee :	0.250 %
Management Fee :	1.500%
Custodian Fee :	0.125%
Fund Managers :	Sami I. Al-Hasawi Khaled A. Al-Fares Abdullatif Al-Muzaini

Fund Objectives

To obtain high returns with minimum risk, through investing in certain Kuwaiti Companies listed in the Kuwait Stock Exchange, whose activity or dealing does not conflict with the regulations and controls of the Islamic Sharia. And to invest money in Murabaha with certified Islamic Banks and Institutions. All transactions of the Fund should comply with the rules of the Islamic Sharia in accordance with the instructions of the Sharia Supervisory Authorities

Contact Details

Tharwa Investment Company
Tel.: +965 222 43 000
Fax : +965 222 43 098
www.tharwa.com

Fund NAV & Performance

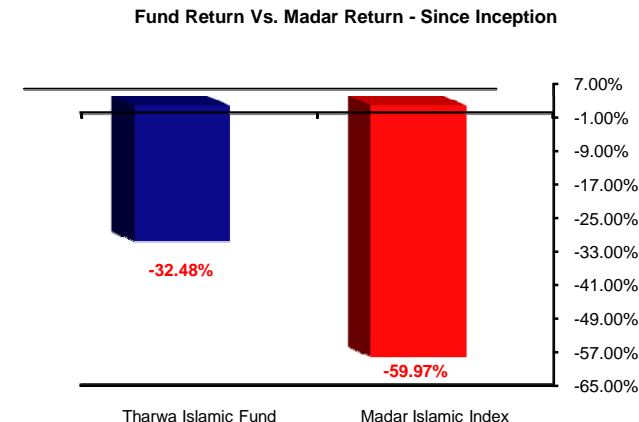
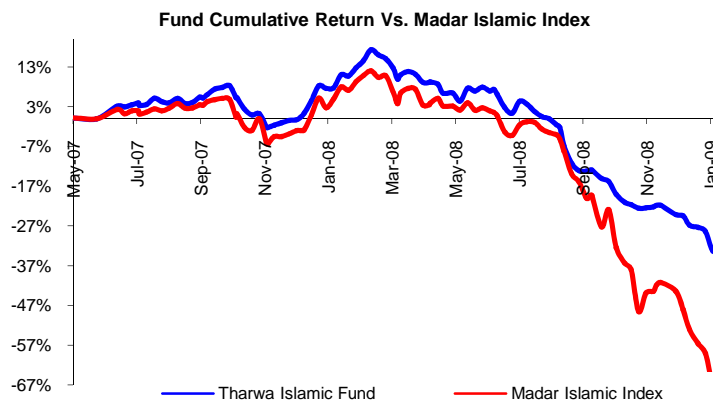
NAV	0.675
No. of Units	5,373,000
Net Assets	3,628,070

	Islamic Fund	Madar Index
MTD	-7.72%	-14.77%
YTD	-7.72%	-14.77%
ITD	-32.48%	-59.97%

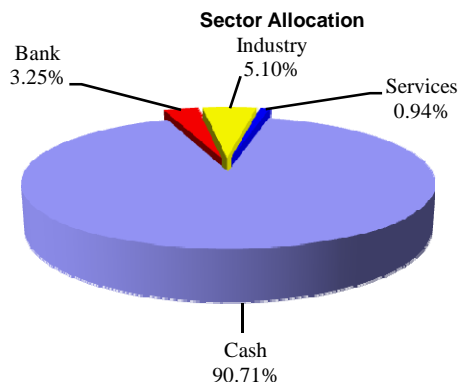
Year	Jan	Feb	Mar	Apr	May	June*	July	Aug	Sep	Oct	Nov	Dec	YTD
2007						0.17%	3.79%	0.00%	1.18%	0.09%	-7.13%	2.75%	0.47%
2008	7.27%	6.32%	-4.03%	-0.76%	-4.30%	2.84%	-3.45%	-5.71%	-10.97%	-9.30%	-0.99%	-6.40%	-27.16%
2009	-7.72%												-7.72%

* Fund Started on 22 June 2007

Fund Performance Vs. Madar Islamic Index - Chart



Sector Allocation & Top Five



Top Five

- 1 - Boubyan Petrochemicals Co.
- 2 - Kuwait Finance House
- 3 - AL-Safat Energy Holding Co.
- 4 - Nil
- 5 - Nil