



Key Facts

Fund Duration : 15 Years
Fund Capital : 5 to 100 million KD
Fund Manager : Tharwa Investment Co.
Custodian : Kuwait Clearing Co.
Financial Auditor : BDO Al Nisf & Partners
Sharia Supervisory Authorities: Dar Al-Raqaba
Minimum Investment : 1,000 Units
Additional Investment : 1,000 Units
Fund Currency : Kuwaiti Dinar
Entry (Subscription) : Weekly
Exit (Redemption) : Weekly
Subscription Fee : 0.250 %
Redemption Fee : 0.250 %
Management Fee : 1.750%
Custodian Fee : 0.125%
Fund Directors : Sami I. Al-Hasawi
 Khaled A. Al-Fares
 Abdullatif Al-Muzaini

Fund Objectives

To obtain high returns with minimum risk, through investing in Companies listed on the Kuwait and GCC Markets and whose activities or dealings does not conflict with the regulations and controls of the Islamic Sharia. Further, to invest surplus funds in Murabaha with certified Islamic Banks and Institutions and ensuring that all transactions of the Fund are in compliance with the rules of the Islamic Sharia in accordance with the instructions of the Sharia Supervisory Authorities

Contact Details

Tharwa Investment Company
 Tel.: +965 222 43 000
 Fax : +965 222 43 098

Follow Us



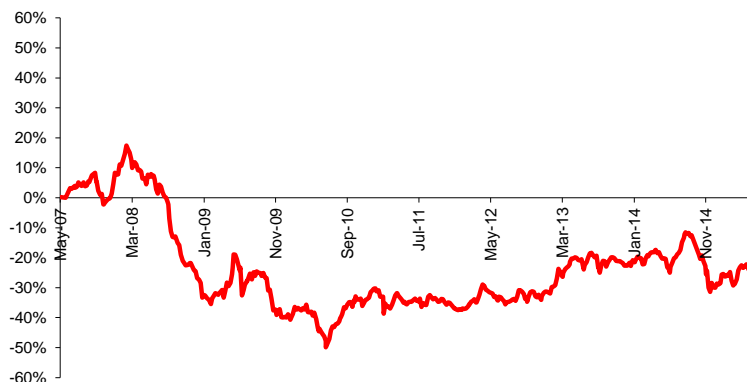
Fund NAV & Performance

| | | | |
|--------------|-----------|-----|---------|
| NAV KWD | 0.739 | MTD | -2.56% |
| No. of Units | 5,180,000 | YTD | 5.47% |
| Net Assets | 3,828,103 | ITD | -26.10% |

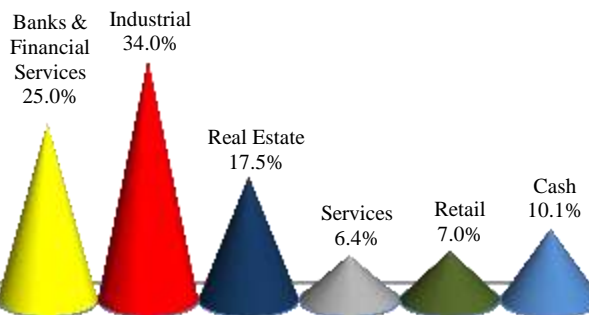
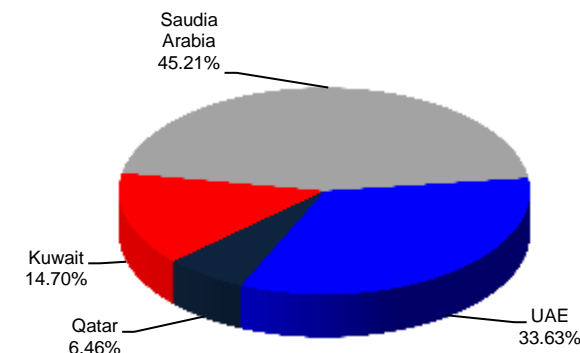
| Year | Jan | Feb | Mar | Apr | May | June* | July | Aug | Sep | Oct | Nov | Dec | YTD |
|------|-------|--------|--------|-------|--------|--------|--------|--------|--------|--------|--------|--------|--------|
| 2011 | 3.26% | -2.67% | -5.89% | 8.18% | -4.32% | 0.13% | -0.10% | -1.61% | 3.01% | -0.54% | -1.52% | -2.75% | -5.46% |
| 2012 | 0.02% | 2.24% | 1.02% | 7.97% | -2.83% | -3.70% | -1.96% | 2.37% | 4.49% | -3.49% | 3.13% | -3.94% | 4.66% |
| 2013 | 3.63% | 3.61% | 3.97% | 5.72% | 2.68% | -4.81% | 6.67% | -5.34% | 1.68% | 2.62% | -1.64% | -1.86% | 17.34% |
| 2014 | 1.57% | 1.56% | 0.82% | 2.60% | -3.44% | -5.91% | 8.12% | 8.32% | -0.39% | -7.47% | -8.07% | -5.86% | -9.43% |
| 2015 | 1.99% | 3.85% | -4.03% | 8.72% | -2.06% | -2.56% | | | | | | | 5.47% |

* Fund Started on 22 June 2007

NAV Cumulative Return - Since Inception



Geographical Diversification



Top Five Holding

| | Country |
|---------------------------|--------------|
| 1- Dubai Islamic Bank | UAE |
| 2- Agility | Kuwait |
| 3- Alinma Bank | Saudi Arabia |
| 4- Bank Jazira | Saudi Arabia |
| 5- Saudi Basic Industries | Saudi Arabia |