



**Key Facts**

<b>Fund Duration :</b>	15 Years
<b>Fund Capital :</b>	5 to 100 million KD
<b>Fund Manager :</b>	Tharwa Investment Co.
<b>Custodian :</b>	Kuwait Clearing Co.
<b>Financial Auditor :</b>	Bader Al Bazie & Partners
<b>Sharia Supervisory Authorities:</b>	Al-Madar Financial Co.
<b>Minimum Investment :</b>	1,000 Units
<b>Additional Investment :</b>	1,000 Units
<b>Fund Currency :</b>	Kuwaiti Dinar
<b>Entry ( Subscription) :</b>	Weekly
<b>Exit ( Redemption) :</b>	Weekly
<b>Subscription Fee :</b>	0.250 %
<b>Redemption Fee :</b>	0.250 %
<b>Management Fee :</b>	1.500%
<b>Custodian Fee :</b>	0.125%
<b>Fund Directors :</b>	Sami I. Al-Hasawi Khaled A. Al-Fares Abdullatif Al-Muzaini

**Fund Objectives**

To obtain high returns with minimum risk, through investing in certain Kuwaiti Companies listed in the Kuwait Stock Exchange, whose activity or dealing does not conflict with the regulations and controls of the Islamic Sharia. And to invest money in Murabaha with certified Islamic Banks and Institutions. All transactions of the Fund should comply with the rules of the Islamic Sharia in accordance with the instructions of the Sharia Supervisory Authorities

**Contact Details**

Tharwa Investment Company  
Tel.: +965 222 43 000  
Fax : +965 222 43 098  
www.tharwa.com



**Fund NAV & Performance**

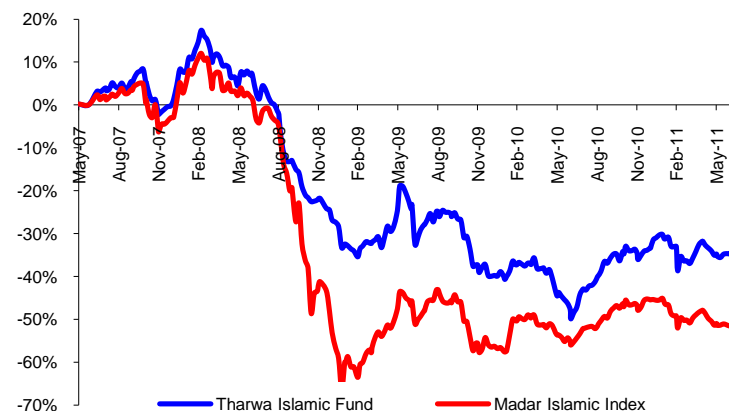
<b>NAV</b>	<b>0.653</b>
<b>No. of Units</b>	<b>5,240,000</b>
<b>Net Assets</b>	<b>3,419,622</b>

	<b>Islamic Fund</b>	<b>Madar Index</b>
<b>MTD</b>	<b>-0.10%</b>	<b>-4.22%</b>
<b>YTD</b>	<b>-2.07%</b>	<b>-14.91%</b>
<b>ITD</b>	<b>-34.74%</b>	<b>-53.56%</b>

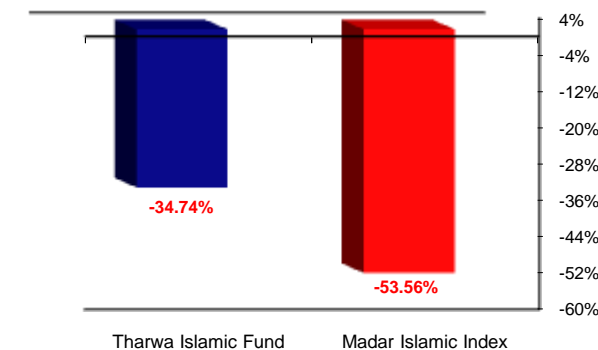
Year	Jan	Feb	Mar	Apr	May	June*	July	Aug	Sep	Oct	Nov	Dec	YTD
<b>2007</b>						0.17%	3.79%	0.00%	1.18%	0.09%	-7.13%	2.75%	<b>0.47%</b>
<b>2008</b>	7.27%	6.32%	-4.03%	-0.76%	-4.30%	2.84%	-3.45%	-5.71%	-10.97%	-9.30%	-0.99%	-6.40%	<b>-27.16%</b>
<b>2009</b>	-7.72%	-4.35%	4.79%	2.05%	10.88%	-1.02%	-4.92%	4.28%	-0.79%	-7.44%	-9.22%	-4.16%	<b>-17.94%</b>
<b>2010</b>	-1.24%	5.81%	0.27%	-1.45%	-10.59%	-5.83%	9.29%	4.95%	7.40%	1.47%	0.27%	1.84%	<b>10.98%</b>
<b>2011</b>	3.26%	-2.67%	-5.89%	8.18%	-4.32%	0.13%	-0.10%						<b>-2.07%</b>

\* Fund Started on 22 June 2007

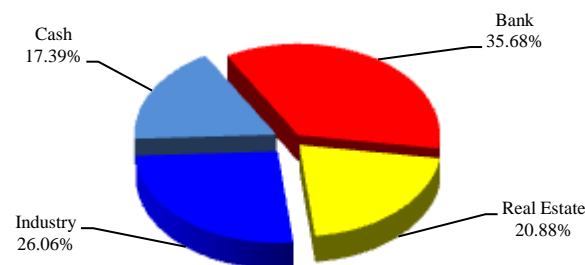
**Fund Cumulative Return Vs. Madar Islamic Index**



**Fund Return Vs. Madar Return - Since Inception**



**Sector Diversification**



**Top Five**

- 1 - Boubyan Petrochemicals Co.
- 2 - Ahli United Bank
- 3 - Boubyan Bank
- 4 - Mabanee Company
- 5 - Qurain Petrochemical Industries Co.