



THARWA Arab Investment Fund

Key Facts

Fund Duration : 5 Years
Fund Capital : 2 to 100 million USD
Fund Manager : Tharwa Investment Co.
Custodian : Gulf Clearing Co.- Bahrain
Financial Auditor : Ernst & Young, Cayman Islands
Legal Adviser: Al-Sarraf & Al-Ruwayeh
Minimum Investment : USD 150,000 /-
Additional Investment : USD 10,000/-
Minimum Redemption : USD 10,000/-
Fund Currency : USD
Entry (Subscription) : Monthly
Exit (Redemption) : Monthly
Subscription Fee : 0.500 %
Redemption Fee : 0.250 %
Management Fee : 1.750%
Custodian Fee : 0.150%
Fund Directors : Sami I. Al-Hasawi
 Khaled A. Al-Fares
 Abdullatif Al-Muzaini

Fund Objectives

The Purpose of the fund is to provide investors with an opportunity to participate in a wide range of diversified portfolios of equity stocks that are listed or about to be listed on the stock exchange primarily in the MENA region. The fund will seek to achieve medium to long term capital appreciation and earn investment income from a total return in excess of appropriate bench mark. The fund generally intends to allocate its investment among several investment vehicles, the MENA market, and trading in the MENA market, either through managed funds or portfolios.

Contact Details

Tharwa Investment Company
 Tel.: +965 222 43 000
 Fax : +965 222 43 098

Follow Us



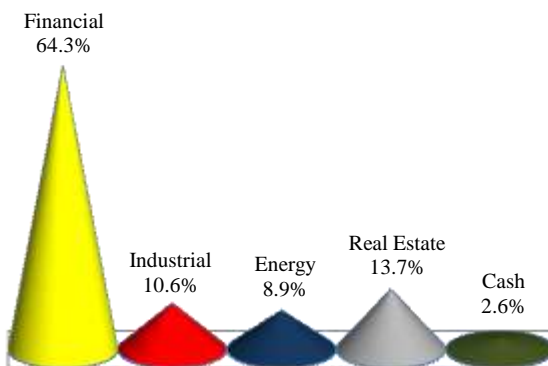
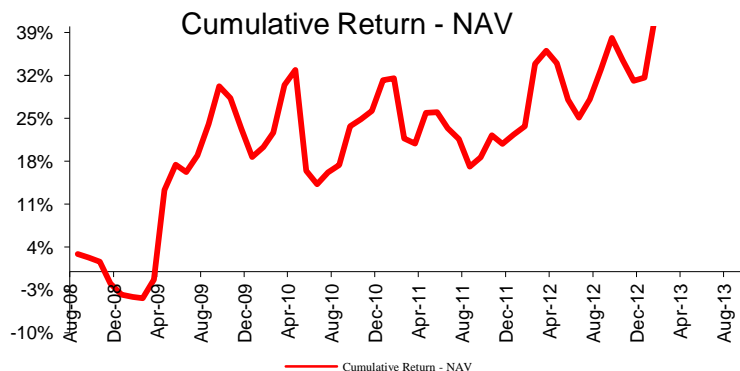
Fund NAV & Performance

NAV USD	1.866		MTD	1.87%	
No. of Units	6,601,000		YTD	41.77%	
Net Assets	12,318,080		ITD	86.61%	

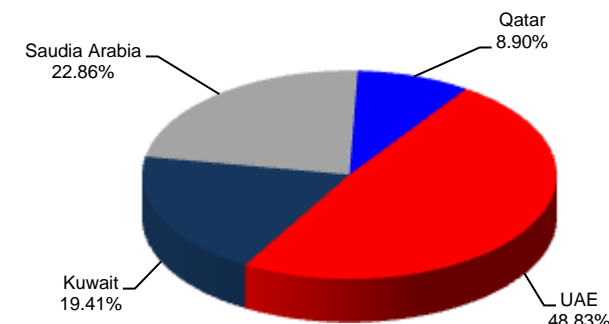
Year	Jan	Feb	Mar	Apr	May	June	July	Aug*	Sep	Oct	Nov	Dec	YTD
2009	-0.36%	-0.23%	3.17%	14.84%	3.63%	-1.02%	2.34%	4.28%	4.99%	-1.49%	-3.88%	-3.75%	23.35%
2010	1.34%	1.97%	6.37%	1.85%	-12.37%	-1.85%	1.65%	1.06%	5.37%	0.94%	1.09%	3.99%	10.57%
2011	0.22%	-7.46%	-0.70%	4.17%	0.07%	-2.06%	-1.47%	-3.69%	1.32%	3.02%	-1.14%	1.26%	-6.77%
2012	1.10%	8.25%	1.57%	-1.50%	-4.43%	-2.28%	2.39%	3.82%	3.86%	-2.66%	-2.50%	0.40%	7.58%
2013	8.03%	2.24%	-0.13%	7.79%	8.90%	-1.59%	10.27%	-3.16%	2.27%	1.87%			41.77%

* Fund Started on 9 August 2008

Fund Performance - Chart



Geographical Diversification



Top Five Holding

Country	
1- Qatar Fuel	Qatar
2- Abu Dhabi Commercial Bank	UAE
3- National Bank of Abu Dhabi	UAE
4- Emaar Properties	UAE
5- Agility	Kuwait